



Orawell COVID-19 Ag
Rapid Saliva Test Device (Self-test)

FOR SELF-TESTING ONLY.

INTENDED USE

COVID-19 Ag Rapid Saliva Self-Test Device is a rapid chromatographic immunoassay for the qualitative detection of the nucleocapsid antigen from SARS-CoV-2 present in human saliva within the first 7 days of symptom onset. This test is for self-testing purposes, as an aid to diagnosis of SARS-CoV-2 infection in an individual.

This test is authorised for home use in individuals:

- Aged 12 years or older
- Aged 2 – 11 who will have their test supervised by a parent or legal guardian
- Who have experienced covid like symptoms within the last 7 days

SUMMARY

Coronavirus is a single-stranded positive-sense RNA virus with an envelope of about 80 to 120 nm in diameter. Its genetic material is the largest of all RNA viruses and is an important pathogen of many domestic animals, pets, and human diseases. It can cause a variety of acute and chronic diseases. Common signs of a person infected with a coronavirus include respiratory symptoms, fever, cough, shortness of breath, and dyspnea. In more severe cases, infection can cause pneumonia, severe acute respiratory syndrome, kidney failure, and even death. The 2019 new coronavirus, or “SARS-CoV-2 (COVID-19)” named by the World Health Organization can cause pneumonia epidemic.

PRINCIPLE

The COVID-19 Ag Rapid Saliva Test Device uses double antibody sandwich immunoassay. The NC membrane pre-immobilized with monoclonal antibodies against SARS-CoV-2 antigen and anti-mouse polyclonal antibodies, and the colloidal-gold conjugated with monoclonal antibodies specific to SARS-CoV-2 antigen.

If SARS-CoV-2 antigen is present in the sample, a complex is formed between the anti-SARS-CoV-2 conjugate and the antigen will be caught by the specific anti-SARS-CoV-2 monoclonal antibodies coated in the test region (T). Results appear in 10 to 20 minutes in the form of a red line that develops on the strip.

Whether the sample contains the SARS-CoV-2 antigen or not, the solution continues to migrate to encounter another reagent (an anti-mouse IgG antibody) that binds the remaining conjugates, thereby producing a red line on the control region (C).

KIT CONTENTS

Single pack

- 1) 1x Test device (individually packed in a foil pouch with desiccant).
- 2) 1x Instruction for use.
- 3) 1x Biohazard bag.

5 pack

- 1) 5x Test device (individually packed in a foil pouch with desiccant).
- 2) 5x Instruction for use.
- 3) 5x Biohazard bag.

20 pack

- 1) 20x Test device (individually packed in a foil pouch with desiccant).
- 2) 5x Instruction for use.
- 3) 20x Biohazard bag.

MATERIALS REQUIRED BUT NOT PROVIDED

Timer

PRECAUTIONS

- Use the test kit once only. Do not reuse the test strip.

- Remove the test device from the sealed pouch only when you are ready to perform the test.

- Do not use the test kit if the pouch is damaged.

- In the event of a spillage, ensure that it is cleaned thoroughly using a suitable disinfectant.

- Use only the components of this test kit.

- Inadequate or improper sample collection may lead to inaccurate or false results.

- If you suspect the presence of blood on the swab, discard the swab and repeat the test with a fresh one.

- Avoid contact with skin and eyes. In case of accidental contact, rinse well in order to avoid skin irritations. In case of concerns, consult your doctor.

- Keep the test kit away from children to reduce the risk of accidentally drinking the buffer liquid or swallowing small parts.

- Do not use any of the test components in the body with the exception of the swab included in the kit. Do not swallow any of the components.

- This is a presumptive test only. You must follow the directions of the health authority in your state or territory regarding requirements for confirmatory testing if necessary.

If you feel unwell you should seek medical assistance, especially if you are experiencing prolonged symptoms, or if your symptoms are worsening.

- If your test result is positive, you must follow the directions of the health authority in your state or territory including if a confirmatory laboratory PCR test is required, whether you are required to report your result and any applicable isolation conditions and periods you are required to observe.

- Repeat testing is recommended (e.g. within 1-3 days) if there is an ongoing suspicion of infection, being in a high risk setting or where there is an occupational risk or other requirement.

- Even if your test result is negative, continue to observe all applicable hygiene and safety measures. Even with a negative result, you may still be infectious.

- Dispose of the kit components in your household waste (not recycling) or according to your local guidelines. Remaining liquid in the tube should not be released into the drainage system or water bodies.

STORAGE AND STABILITY

Store the COVID-19 Ag Rapid Saliva Test Device at 2-30°C. Do not freeze. All reagents are stable until the expiration dates marked on their outer packaging.

LIMITATIONS

- Failure to follow the testing steps may give inaccurate results.

This COVID-19 Antigen Rapid Test is for self-testing in vitro diagnostic use only.

- The results obtained with the test should be considered with other clinical findings from other laboratory tests and evaluations, where available.

If the test result is negative or non-reactive and clinical symptoms persist, it may be because you are at the very early phase of infection and the virus may not be detected. It is recommended to test again with a new test 1-2 days later or seek medical advice.

- Positive results of COVID-19 may be due to infection with non-SARS-CoV-2 coronavirus strains or other interference factors.

- This COVID-19 Antigen Rapid Test is less reliable in the later phase of infection and asymptomatic people, it is recommended to use the test within the first 7 days of symptom onset.

- A negative result may not mean that a person is not infectious.

- A negative result does not rule out infection with another type of respiratory virus.

- The test is for one time use only, do not reuse the test.

- Tests for children and young people should be supervised by an

adult or a guardian.

- Please keep out of reach of children.

- If your test result is positive, you must follow the directions of the health authority in your state or territory including if a confirmatory laboratory PCR test is required, whether you are required to report your result and any applicable isolation conditions and periods you are required to observe.

- Please refer to contact details in this IFU for the health authority in your state or territory.

- Contact the TGA to report poor performance or usability issues in the self-test environment (report an issue via the Users Medical Device IncidentReport, email: iris@tga.gov.au or call 1800 809 361

PERFORMANCE CHARACTERISTICS

CLINICAL EVALUATION

Clinical evaluation was performed to compare the results obtained by COVID -19 Ag Rapid Saliva Test Device and PCR. The results are summarized below:

TABLE 1: COVID AG RAPID SALIVA TEST DEVICE VS. PCR

	COVID Ag Rapid Saliva Test Device		Total Result
	+	-	
PCR	144	6	150
	0	200	200
Total Results	144	206	350

Relative sensitivity: 96.00% (95%CI 91.55%~98.15%)

Relative specificity: 100% (95%CI 98.12%~100%)

Overall agreement: 98.29% (95%CI 96.31%~99.21%)

CI: Confidence Interval

CROSS REACTION:

Cross reactivity with the following organisms has been studied. Positive samples of the following organisms have no cross reactivity with the COVID-19 Antigen Saliva Test Kit. Adenoviruses, SARS-Cov-2, Legionella pneumophila, MERS-coronavirus, coronavirus, Human metapneumovirus, Influenza A, Influenza B virus, Parainfluenza viruses, Respiratory syncytial viruses, Mycoplasma pneumoniae, Mycobacterium tuberculosis, Streptococcus pneumoniae, Streptococcus pyogenes. COVID-19 Antigen Saliva Test Kit might have cross-reactivity with human coronavirus HKU1 and SARS-CoV because they have high homology to the SARS-CoV-2.

MICROBIAL INTERFERENCE:

Microorganism: Streptococcus hemolyticus, Pseudomonas aeruginosa, Staphylococcus aureus, Escherichia coli, Candida albicans, Aspergillus niger.

The results show that microorganisms listed above have no microbial interference on the negative and positive test results, and these substances do not cross-react with COVID-19 Antigen Rapid Saliva Test Device.

FOOD/BEVERAGE INTERFERENCE:

Food/beverage interference study was performed to evaluate the potential interference of food/beverage in saliva samples on the COVID-19 Antigen Rapid Saliva Test Device. Mouth Wash, Orange Juice, Alcohol, MSG, Salt, Tooth Paste, Gum, Cough Syrup, Sugar, Tea, Food Colour: Red, Blue, Green, Cranberry Juice, Carbonated Cola, Baking Soda and Cigarette. The results show that the listed substances have no inference effect on the negative and positive test results, and these substances have no interference on COVID-19 Antigen Rapid Saliva Test Device.

ENDOGENOUS INTERFERENCE:

The COVID -19 Ag Rapid Saliva Test Device was evaluated with endogenous interference substances. Whole blood, Mucin, Benzocaine, NeilMed, CVS Nasal Drops (Phenylephrine), Oxymetazoline, CVS Nasal Spray (Cromolyn), Zicam, Sore Throat Phenol Spray, Tobramycin, Mupirocin, Fluticasone Propionate and Tamiflu. The results show that endogenous interference substances listed in above table has no inference effect on the negative and positive test results, and these substances do not cross-react with COVID-19 Antigen Rapid Saliva Test Device.

LIMIT OF DETECTIONS:

- The limit of detection of this device is confirmed as 60 TCID50/mL for BetaCoV/IPBCAMS-WH-01/2019.

- The limit of detection of this device is confirmed as 100 TCID50/mL for SARS-CoV-2 variant (Alpha, Beta, Gamma and Delta)

DETECTION AGAINST VIRAL VARIANTS:

- This test is not affected by variants Alpha, Beta, Gamma, Delta, Kappa, Epsilon, and Lambda.

MANUFACTURED BY:

Jiangsu Well Biotech Co., Ltd.
No. 9 Changyang Rd., Changzhou, Jiangsu, China 213149
Tel: +86-519-80191660
Fax: +86-519-80191663

Australian Sponsor:

Well Biotech Australia Pty Ltd
1800 952 915 (24 hours | 7 days)
G7, 283 Alfred St, North Sydney, NSW, 2060
info@wellbiotech.com.au

IMPORTANT CONTACTS

In the event you are experiencing problems with the test, please contact Well Biotech Australia. Additionally, you may wish to report poor performance or usability issues directly to the Therapeutic Goods

Administration (TGA) via the Medical Device Incident Reporting scheme, email iris@tga.gov.au or call 1800 809 361.

To contact your local state/territory health department click on the following link:

<https://www.health.gov.au/about-us/contact-us/local-state-and-territory-health-departments>

Local state and territory health departments

Contact details and websites of the local state and territory health departments:

- **Australian Capital Territory Department of Health**
General Enquiries: 02 5124 9213
Coronavirus helpline (8am to 8pm daily) : 02 6207 7244
Website: <https://health.act.gov.au/>

- **New South Wales Department of Health**
General enquiries: 1300 066 055
Coronavirus hotline (Service NSW, 24/7): 137 788
Website: <https://www.health.nsw.gov.au/>

- **Northern Territory Department of Health**
General enquiries: 08 8922 8044
Coronavirus hotline (National helpline): 1800 020 080
Website: <https://health.nt.gov.au/>

- **Queensland Department of Health**
General enquiries: 13HEALTH or 13 432 584
Coronavirus hotline: 134COVID or 134 268
Website: <https://www.health.qld.gov.au/>

- **South Australian Department of Health**
General enquiries: 1300 232 272
Coronavirus hotline (9am to 5pm daily): 1800 253 787
Website: <https://www.sahealth.sa.gov.au/>

- **Tasmanian Department of Health**
General enquiries: 1300 135 513
Public Health Hotline (coronavirus): 1800 671 738
Website: <https://www.health.tas.gov.au/>

- **Victorian Department of Health**
Department of Health and Human Services: 1300 650 172
Victorian coronavirus hotline (24/7) : 1800 675 398
Website: <https://www.dhhs.vic.gov.au/>

- **Western Australian Department of Health**
General enquiries 08 9222 4222
Coronavirus hotline: 13COVID (8am to 6pm, Mon–Fri)
Website : <https://www.healthyswa.wa.gov.au/>

BEFORE TESTING, SCAN THE QR CODE TO WATCH THE HOW TO USE VIDEO, OR VISIT <https://wellbiotech.com.au/covid-19-rapid-test-co-07/>

Customer support: 1800 952 915
Available 24 hours, 7 days



SYMBOLS

Symbol	Meaning
	Consult Instructions For Use
	In Vitro Diagnostic Medical Device
	Manufacturer
	Batch Code
	Caution, consult accompanying documents
	Keep away from sunlight
	Do not reuse
	Temperature limitation
	Use by Date
	Production Date
	Contains sufficient for <n> test
	Meets the requirements of EC Directive 98/79/EC

TEST PROCEDURE

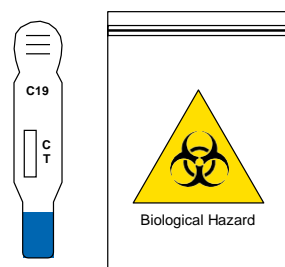
Before collecting oral fluid, nothing is to be placed in the mouth including food, drink, gum, or tobacco products for at least 10 minutes prior to collection.

Wash or sanitise your hands.



MATERIALS PROVIDED

- 1) Test kit
- 2) Biohazard Specimen Bag



Check the expiration date on the box. Do not use if the kit has expired.

Ensure the kit is at room temperature for at least 30 minutes prior to use.

Open the box carefully as it will be used in a later step.

Do not open individual components until instructed.

2. COLLECT SAMPLE

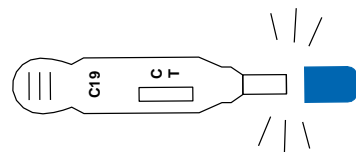
Deeply cough 3 - 5 times

Note: Wear a face mask or cover your mouth and nose with a tissue when you are coughing and keep distance with other people.

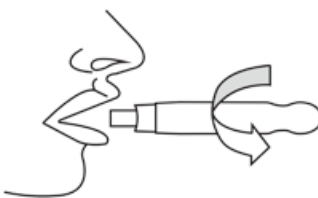


3. COLLECT SAMPLE

3A) Pull the blue cap off gently by holding the sides to expose the collection pad.



3B) Hold the top portion of the device and place the collection pad into the mouth.



3C) Rub the collection pad against the cheek and tongue gently in a circular motion 10 times. Then place the collection pad in the mouth for about 1-2 minutes, check to see if the C line has shown up in the C region. If not, please repeat until a C line is visible.

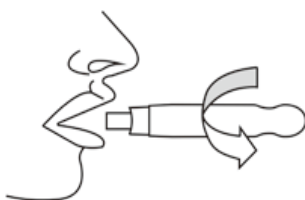


Fig. A Gently rub the collection pad against each cheek several times.

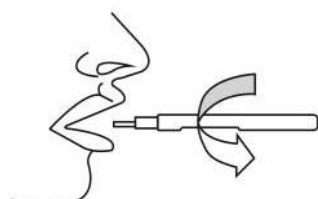


Fig. B Gently rub the collection pad on top of the tongue.

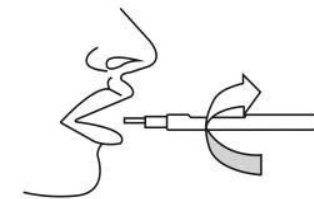
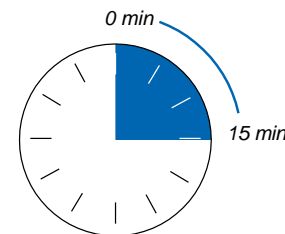


Fig. C Place the collection pad underneath the tongue. Then remove from mouth.

4. WAIT FOR RESULTS

Do not touch the Test Device during this period

Read the result between 10-15 minutes, **not after 20 minutes.**



5. READ TEST RESULT

POSITIVE RESULT

One coloured line should be in the control region (C) and another coloured line should be in the Test region (T).

***Note: The intensity of the colour in the test line region (T) will vary based on the amount of SARS-(CoV-2 antigen present in the sample. Any shade of colour in the test region (T) should be considered a positive result. A positive result means it is very likely you have COVID-1. You must follow the directions of the health authority in your state or territory including:**

- if a confirmatory laboratory PCR test is required
- whether you are required to report your result
- any applicable isolation conditions and periods you are required to observe. .

Please contact your local COVID Help Line on the reverse side of these instructions or, please contact our helpline on: **1800 952 915 (24 hours | 7 days).**

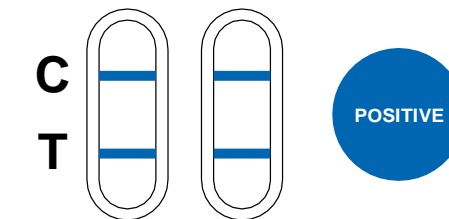


Fig. D Positive Result

NEGATIVE RESULT

No apparent coloured line appears in the test line region (T)

You are unlikely to have COVID-19. However, it is possible for this test to give a negative result that is incorrect (a false negative) in some people with COVID-19. This means you could possibly still have COVID-19 even though the test is negative.

If you experience symptoms such as headaches, migraines, fever, loss of sense of smell or taste, contact the nearest medical facility according to the rules of our local authority. In addition, you can repeat the test with a new test kit. In case of suspicion repeat the test after 1-2 days, as the corona virus cannot be precisely detected in all phases of an infection.

Even with a negative test result, distance yourself and hygiene rules must be observed, migration/traveling, attending events, etc, you should follow your local COVID guidelines/ requirements.




Fig. E Negative Result

INVALID RESULT (TEST DID NOT WORK)

Insufficient specimen volume or incorrect procedural techniques are the most likely reasons for control line failure. Review the procedure and repeat the test with a new test or contact our COVID-19 test centre.

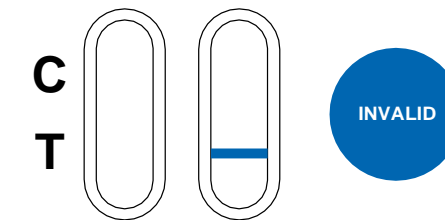



Fig. F Invalid Result

6. DISPOSE THE TEST KIT

6B) Dispose in your household waste.



BEFORE TESTING, SCAN THE QR CODE TO WATCH THE HOW TO USE VIDEO, OR VISIT <https://wellbiotech.com.au/covid-19-rapid-test-co-07/>
Customer support: **1800 952 915**
Available 24 hours, 7 days

